

28<sup>th</sup> May 2010

**JOINT COMMUNIQUÉ  
OF  
THE INTERGOVERNMENTAL CONFERENCE ON  
THE HUMAN FRONTIER SCIENCE PROGRAM  
CANBERRA, 28 May 2010**

Representatives of the Management Supporting Parties (MSPs) of Australia, Canada, France, Germany, Italy, Japan, the Republic of Korea, New Zealand, Switzerland, the United Kingdom of Great Britain and Northern Ireland, the United States of America and of the European Union met at an Intergovernmental Conference (IGC) on 28 May 2010 in Canberra, Australia, to review the progress made and to discuss the future of the Human Frontier Science Program (HFSP)<sup>1</sup>.

**Paragraph 1: Continuation of the Human Frontier Science Program**

a) Representatives recognise and applaud the success of the HFSP in setting new paradigms in international research and in supporting exceptional research and fellows over a 20-year period. They note with approval the recent positive external evaluation of the Program, in particular the clear success of the scientific programs in achieving their aim of stimulating interdisciplinary interactions and supporting early career scientists. The quality of the output is clearly well above other high impact comparators. The evaluation recognised that HFSP continues to provide opportunities to link knowledge areas in novel ways and that the Program is more than ever avant-garde among funding programs globally.

b) Representatives agree to commit to continue the support of the Program and to ensure the future success of HFSP by maintaining the competitiveness of its grants and support for exceptional scientists.

**Paragraph 2: Finances**

a) Representatives acknowledge and commend the lead role of Japan in supporting HFSP. Japan's vision and its financial support over the past 20 years have ensured that the Program continues to have profound impacts in extending the frontiers of the life sciences.

b) Representatives agree to the proposed respective contributions for the period 2011-2013 as set out in the Annex.

---

<sup>1</sup> Representatives from India and Norway, also MSPs, were unable to attend: their endorsement of the Joint Communiqué will be sought separately.

28<sup>th</sup> May 2010

c) Representatives are pleased to note that an equal match between the contribution of Japan and that of other MSPs has been achieved.

d) Representatives note that this Program, 20 years after its foundation, is now entering a new phase of its development. Therefore, representatives request the HFSP Board of Trustees to develop a new financial framework based on clearly defined principles. The IGC asks the Board to establish, as soon as possible, a small working group with clear Terms of Reference to develop such a framework. The IGC expects an IGC working party to consider the Board recommendations no later than March 2012.

e) MSPs are encouraged to continue to increase their contributions so that the overall proportion of non-Japanese contributions rises steadily over the years.

### **Paragraph 3: New membership**

a) Representatives welcome the membership of Norway as approved by the Board at its meeting in March 2008.

b) Representatives agree that the organisation should continue to encourage potentially interested parties to apply for membership in HFSP, subject to the quality and capacity of fundamental biological research conducted by that country, and by its willingness and ability to support the HFSP financially.

c) Negotiations with new countries regarding membership should be on the basis of the new funding framework.

d) Representatives note that the contributions of any new members are to be added to the total amount contributed by the other MSPs.

### **Paragraph 4: Next Meeting**

a) Representatives expect an IGC to be held in order to agree on the new financial framework before the end of 2012. MSP contributions under the new framework are to be negotiated in 2013.

28th May 2010

ANNEX

CANBERRA BUDGETARY GUIDELINES 2011 - 2013

in K local currencies

MSP	Curr	BUDGET FY 2011		BUDGET FY 2012		BUDGET FY 2013
AUSTRALIA	USD	622		647		673
CANADA	CAD	1,611		1,675		1,742
EU	EUR	4,319		4,492		4,672
FRANCE**	EUR	1,553	**	1,615	**	1,679**
GERMANY	EUR	3,795		3,947		4,105
INDIA	USD	914		951		989
ITALY	EUR	816		849		883
JAPAN*	USD	29,523	*	29,523	*	29,523*
NEW ZEALAND	USD	118		123		128
NORWAY	USD	563		585		608
REPUBLIC OF KOREA	USD	722		751		781
SWITZERLAND	CHF	757		787		818
UK	GBP	1,258		1,309		1,361
USA	USD	10,327		10,740		11,170

\* Japan: a review of this program's performance in Japan will be conducted. This amount is subject to change, depending on its results.

\*\* France: indicative figures

The percentage contribution of Japan is 48,4% (FY 2011), 47,4% (FY 2012), and 46,5% (FY 2013).


1 USD = 0,75 EUR, 1 CAD, 1,14 CHF and 0,65 GBP

28<sup>th</sup> May 2010

JOINT COMMUNIQUÉ  
OF  
THE INTERGOVERNMENTAL CONFERENCE ON  
THE HUMAN FRONTIER SCIENCE PROGRAM

CANBERRA, 28 MAY 2010

Australia



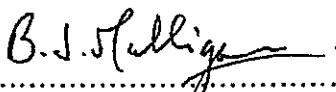
Professor Warwick Anderson  
(Chair of the Conference)

Canada




Dr Alain Beaudet

European Union




Dr Bernard Mulligan

France



Dr Kaddour Raissi

Germany



Dr Ulrich Schlüter


India

K. VijayRaghavan

Professor VijayRaghavan

Digitally signed by K. VijayRaghavan  
DN: cn=K. VijayRaghavan, o=National Centre for  
Biological Sciences, Bangalore, India,  
email=Vijay@ncbs.res.in, c=IN  
Date: 2010.06.05 12:35:35 +05'00'

Italy



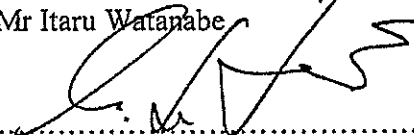
Professor Piergiorgio Strata

Japan



Mr Itaru Watanabe


New Zealand



Professor Graeme Fraser

28<sup>th</sup> May 2010

Norway



.....  
Director Anders Hanneborg

Republic of Korea



.....  
Mr Kidong Song

Switzerland




.....  
Dr Isabella Beretta

United Kingdom



.....  
Dr Mark Palmer

United States of America



.....  
Ms Vanessa Richardson

28th May 2010

ANNEX

CANBERRA BUDGETARY GUIDELINES 2011 - 2013

in K local currencies

MSP	Curr	BUDGET FY 2011		BUDGET FY 2012		BUDGET FY 2013
AUSTRALIA	USD	622		647		673
CANADA	CAD	1,611		1,675		1,742
EU	EUR	4,319		4,492		4,672
FRANCE**	EUR	1,553	**	1,615	**	1,679
GERMANY	EUR	3,795		3,947		4,105
INDIA	USD	914		951		989
ITALY	EUR	816		849		883
JAPAN*	USD	29,523	*	29,523	*	29,523
NEW ZEALAND	USD	118		123		128
NORWAY	USD	563		585		608
REPUBLIC OF KOREA	USD	722		751		781
SWITZERLAND	CHF	757		787		818
UK	GBP	1,258		1,309		1,361
USA	USD	10,327		10,740		11,170

\* Japan: a review of this program's performance in Japan will be conducted. This amount is subject to change, depending on its results.

\*\* France: indicative figures

The percentage contribution of Japan is 48,4% (FY 2011), 47,4% (FY 2012), and 46,5% (FY 2013).

1 USD = 0,75 EUR, 1 CAD, 1,14 CHF and 0,65 GBP